






Story time!

Tell a simple story. Tell the story very slowly and repeat the sentences several times. The children have to draw every sentence. An example story and drawing can be found under the explanation and the drawing paper. They draw each sentence in a new text box. At the end, the children have their own comic strip. Ask if one of the children can tell the story again. Don't panic if it's too difficult! Tell the child what was correct and help with the difficult moments. Print the paper with text boxes for each child. This exercise is good for the auditory skills. Can the child listen to a small story and understand it?

Example of a comic strips:





Example of a story and the comic strip:

- 1) There was a boy Ashen with a blue pants and a red T-shirt.
- 2) He likes pizza.
- 3) Ashen has a cat, the cat is black.
- 4) Ashen has a sister with a blue dress, her name is Amaa.
- 5) Amaa likes flowers with red and yellow.
- 6) Her favorite food is a fried egg.


1)



2)



3)



4)



5)



6)

